



Vehicle description for: TGS 33.400 6x4 BB CH



Illustration can deviate

Vehicle standards

Product family	The new MAN Truck Generation
Model & Variant	TGS 33.400 6x4 BB CH
Vehicle type	Vehicle type, platform truck and chassis (LK)
Cab	Local transport cab NN
Main wheel distance	4500 mm
Overhang	2500 mm
Steering configuration	Left

Vertical Load

	National Registration	Technical Load
Gross weight	33,000 kg	33,000 kg
Front axle	8,000 kg	8,000 kg
Rear axle	13,000 kg	13,000 kg
Rear axle 2	13,000 kg	13,000 kg

Horizontal Load

	National Registration	Technical Load
Gross train weight	44,000 kg	45,000 kg



The printed images in this offer are for explanatory purposes and may differ from the actual configuration.
For further product information on the tire selection "selectively", please contact our sales staff.

Vehicle characteristics

Basic characteristics

<input type="checkbox"/>	Chassis	0P2U9
<input type="checkbox"/>	Chassis class, heavy	0P2UC
<input type="checkbox"/>	Destination Togo (TG)	0PGB2
<input type="checkbox"/>	Merchant tonnage 33 t	0P8LK
<input type="checkbox"/>	Basic layout of vehicle, all-round rugged	0PGCV
<input type="checkbox"/>	Frame type, medium-high	0P2TQ
<input type="checkbox"/>	Vehicle type, platform truck and chassis (LK)	0P2UQ
<input type="checkbox"/>	Left-hand-drive	0P3AS
<input type="checkbox"/>	Right-hand traffic	0P3F5
<input type="checkbox"/>	Vehicle documents in English	0P2L7
<input type="checkbox"/>	Labelling in English	0P8NM
<input type="checkbox"/>	Cab position 640 mm (distance from frame lower edge to cab floor)	0PHBE

Registration

<input type="checkbox"/>	Vehicle approval, N3 class	0P3JR
<input type="checkbox"/>	Maximum speed limiter, 85 km/h, electronic, engine speed regulation	0P2UI
<input type="checkbox"/>	Maximum vehicle noise level not defined	0P2YN
<input type="checkbox"/>	Height over cab, unloaded up to 4,000 mm	0PHA1
<input type="checkbox"/>	Maximum vehicle width of 2,500 mm checked with respect to relevant cab components	0PIOH
<input type="checkbox"/>	Maximum vehicle width of 2,500 mm checked with respect to relevant chassis components	0PIOJ
<input type="checkbox"/>	Maximum vehicle width of 2,500 mm checked with respect to relevant axles, rims, tyres, wheel trim	0PIOL
<input type="checkbox"/>	Vehicle classification in accordance with regulation (EU) 2018/858	0PKAW

Documents

<input type="checkbox"/>	Without registration documentation, national	0P3B0
<input type="checkbox"/>	Special confirmation, heavy load / municipal operation	0P3CK

Application scope / transport tasks

<input type="checkbox"/>	Construction	0P6WH
<input type="checkbox"/>	090 Crane body	0P2R2
<input type="checkbox"/>	Temperature range, vehicle deployment, warm country	0PHIB
<input type="checkbox"/>	Case hardness of final drive Distribution	0P4F0

Horizontal and vertical loads

<input type="checkbox"/>	33,000 kg permitted gross load, vertical, nat. appr.	0P5QP
<input type="checkbox"/>	33,000 kg permitted gross load, vertical, tech.	0P5UA
<input type="checkbox"/>	33,000 kg permitted gross load, vertical, tech. Plus	0P8HZ
<input type="checkbox"/>	8,000 kg permitted load on front axle, nat. appr.	0P5KT
<input type="checkbox"/>	8,000 kg permitted load on front axle, tech.	0P5LN
<input type="checkbox"/>	8,000 kg permitted load on front axle, tech. Plus	0P8D4
<input type="checkbox"/>	13,000 kg permitted load on rear axle NatZu	0P5HC
<input type="checkbox"/>	13,000 kg permitted load on rear axle, tech.	0P5IO
<input type="checkbox"/>	13,000 kg permitted load on rear axle, tech. Plus	0P8BY
<input type="checkbox"/>	13,000 kg permitted load on 2nd rear axle NatZu	0P5FM



<input type="checkbox"/>	13,000 kg permitted load on 2nd rear axle, tech.	0P5M9
<input type="checkbox"/>	13,000 kg permitted load on 2nd rear axle, tech. Plus	0P7TJ
<input type="checkbox"/>	44,000 kg permitted gross train weight, national registration	0PBIY
<input type="checkbox"/>	45,000 kg permissible gross train weight TechH.	0PBWF
<input type="checkbox"/>	62,000 kg permitted gross train weight, Tech. Plus	0PBQG
<input type="checkbox"/>	0kN D value	0P8XD

Notification texts

<input type="checkbox"/>	Note: With increased permissible gross weight, increase in wear of driveline and reduced service life	0PFZP
--------------------------	---	-------

Chassis

Vehicle frame (wheelbase, overhang, ...)

<input type="checkbox"/>	Main wheelbase, 4,500 mm	0P2ZW
<input type="checkbox"/>	Wheelbase between rear axles, 1,400 mm	0P3BX
<input type="checkbox"/>	Frame overhang, rear, 2,500 mm	0P3E1
<input type="checkbox"/>	Main frame side member thickness, 9.5 mm	0P0Y7
<input type="checkbox"/>	Vehicle rear, straight end of frame	0P0XT

Exhaust system, air intake

<input type="checkbox"/>	Exhaust silencer, side, left	0P1BG
<input type="checkbox"/>	Exhaust tailpipe, towards rear	0P1BQ
<input type="checkbox"/>	Air intake, behind cab, raised	0P0AY

Battery cases, batteries, alternator

<input type="checkbox"/>	Battery, 12 V, 175 Ah, 2 units, maintenance free	0P0WA
<input type="checkbox"/>	Alternator, Basic	0P1BV
<input type="checkbox"/>	Medium battery box, 2 batteries	0P0WU
<input type="checkbox"/>	Battery box, left	0P0WO
<input type="checkbox"/>	Main battery switch, mechanical	0P0WF
<input type="checkbox"/>	Fuses	0P1V1

Tanks and fuel line

<input type="checkbox"/>	Fuel tank capacity 400 l, right	0P4ED
<input type="checkbox"/>	Fuel tank, right, steel	0P4GN
<input type="checkbox"/>	Tank cross-section, right, medium	0P4HE
<input type="checkbox"/>	Fuel tank cap, lockable for master key system	0P4H5

Frame attachments

<input type="checkbox"/>	Without underride protection, front	0P1FM
<input type="checkbox"/>	Without working platform	0P0VH
<input type="checkbox"/>	Without underride protection, side	0P1FG
<input type="checkbox"/>	Spare wheel hoist on left side, in front of rear axle	0P0XO
<input type="checkbox"/>	Hoist for spare wheel	0P0VN
<input type="checkbox"/>	Final cross member, with hole pattern 160 x 100 mm	0P1SB
<input type="checkbox"/>	Underride protection, rear, round	0P1FD
<input type="checkbox"/>	Wheel chock, 1 unit, with retaining device	0P1FO
<input type="checkbox"/>	Without body attachment brackets/thrust plates	0P0X6



Pneumatic brakes, compressed-air generation, brake system

<input type="checkbox"/>	Air compressor, 1-cylinder, 360 ccm	0P0AF
<input type="checkbox"/>	Compressed-air treatment, pneumatically controlled	0P0AB
<input type="checkbox"/>	Steel compressed-air tank	0P0XH
<input type="checkbox"/>	Electronic brake system (EBS)	0P0BL
<input type="checkbox"/>	Anti-lock braking system (ABS)	0P0BE
<input type="checkbox"/>	Full brake assistant	0P0CM
<input type="checkbox"/>	MAN EVB high-performance engine brake	0P0BV
<input type="checkbox"/>	Drum brakes on front axle	0P11A
<input type="checkbox"/>	Drum brakes on rear axle	0P115
<input type="checkbox"/>	Drum brakes on 2nd rear axle	0P11F
<input type="checkbox"/>	Parking brake control, next to driver's seat	0P3KH
<input type="checkbox"/>	Parking brake with spring-type actuator on rear axles (incl. leading axle/ trailing axle)	0PGBL
<input type="checkbox"/>	MAN EasyStart immobiliser	0P1TF

Lights and acoustic signals on the chassis (rear lights, ...)

<input type="checkbox"/>	Rear lights	0P2AQ
<input type="checkbox"/>	Acoust. Reversing warning system when reverse gear selected	0P3CD
<input type="checkbox"/>	Light function test	0P2AD
<input type="checkbox"/>	Side marker lights, LED	0P2BJ

Driveline/running gear

Engine, radiator

<input type="checkbox"/>	Diesel engine MAN D2066 LF06, 294 kW (400 hp) output, 1,900 Nm torque, Euro 2	0P6BR
<input type="checkbox"/>	Fuel filter, for fuels up to Cleanliness Class 25	0PHII
<input type="checkbox"/>	Fuel pre-filter, with oil separator/water trap	0P0AT
<input type="checkbox"/>	Without torque reduction	0P0G5
<input type="checkbox"/>	Ventilation, crankcase, open	0P8PN
<input type="checkbox"/>	Engine skirt, in wheel arch, to prevent engine soiling	0P2E9
<input type="checkbox"/>	Fan control for start of cooling with low coolant temperature (e.g. hot country)	0P0K5
<input type="checkbox"/>	Reduction of dust swirl through radiator fan	0P1YE
<input type="checkbox"/>	Engine cooler, normal length	0P4XX
<input type="checkbox"/>	Radiator protection, lower	0P1XE
<input type="checkbox"/>	Front radiator protection, grille	0P1VP
<input type="checkbox"/>	Engine oil dipstick	0P0B5
<input type="checkbox"/>	Warning message for engine coolant level, with advance warning	0P0KA
<input type="checkbox"/>	Antifreeze, down to -32 °C	0P0AK

Gearbox, clutch


<input type="checkbox"/>	MAN TipMatic 12.28 OD	0P5VW
<input type="checkbox"/>	Gearbox for increased percentage of overrun during driving operation	0PGCL
<input type="checkbox"/>	MAN TipMatic actuation, with drop arm, manual (DNR option, switching strategy option)	0P3KI
<input type="checkbox"/>	MAN Idle Speed Driving gearbox function	0P0ER
<input type="checkbox"/>	MAN TipMatic Efficiency driving program, up to 70,000 kg	0P0FA
<input type="checkbox"/>	MAN TipMatic Manoeuvre driving program, manoeuvring feature	0P0FI
<input type="checkbox"/>	Single-disc clutch, 430 mm, dry, reinforced (LongLife)	0P0DW



- Driveline propshaft, reinforced 0P0E2
- Propshaft, 2nd rear axle, reinforced 0PGCF

Wheels, tyres

- Required tyre speed index G 0PFWA
- Front axle tyres Bridgestone 315/80R22.5 M-STEER 001 Steering-Road+Offroad TL 0PEYF



The image shows a Bridgestone M-STEER 001 tyre on the left. To its right is the EU Energy label for this tyre. The label includes the following information:

- Brand: **Bridgestone** (8697)
- Tyre size: **315/80R22,5 156/150 K** (C3)
- Fuel efficiency class: **C**
- Wet grip class: **B**
- External rolling noise class: **A** (69 dB)
- Severe snow tyre: **Yes** (indicated by a snowflake icon)

Product Information Sheet

Delegated Regulation (EU) 2020/740


Supplier name or trademark	BRIDGESTONE
Commercial name or trade designation	M-STEER 001
Tyre type identifier	8697
Tyre size designation	315/80 R22.5
Load-capacity index	156
Load-capacity index (Load index for Dual mounting)	150
Speed category symbol	K
Fuel efficiency class	C
Wet grip class	B
External rolling noise class	A
External rolling noise value	69 dB
Severe snow tyre	Yes
Date of start of production	14/16
Date of end of production	-
Additional information	
Load-capacity index (Single load index for Additional Service Description)	
Load-capacity index (Dual load index for Additional Service Description)	
Speed category symbol (for Additional Service Description)	

- Rim type, front axle, steel, single-part 0P0P0
- Rim size, front axle, 10-hole, 9.00x22.5 0P0N1
- Wheel nut cover ring, front axle 0P0PR



- Rear axle tyres Bridgestone 315/80R22.5 M-DRIVE 001 Drive-S+G TL

0PDT9



Product Information Sheet

Delegated Regulation (EU) 2020/740

Supplier name or trademark	BRIDGESTONE
Commercial name or trade designation	M-DRIVE 001
Tyre type identifier	8691
Tyre size designation	315/80 R22.5
Load-capacity index	156
Load-capacity index (Load index for Dual mounting)	150
Speed category symbol	K
Fuel efficiency class	D
Wet grip class	B
External rolling noise class	A
External rolling noise value	72 dB
Severe snow tyre	Yes
Date of start of production	14/16
Date of end of production	-
Additional information	-
Load-capacity index (Single load index for Additional Service Description)	
Load-capacity index (Dual load index for Additional Service Description)	
Speed category symbol (for Additional Service Description)	

- Rim type, rear axle, steel, single-part
- Rim size, rear axle, 10-hole, 9.00x22.5


0P000

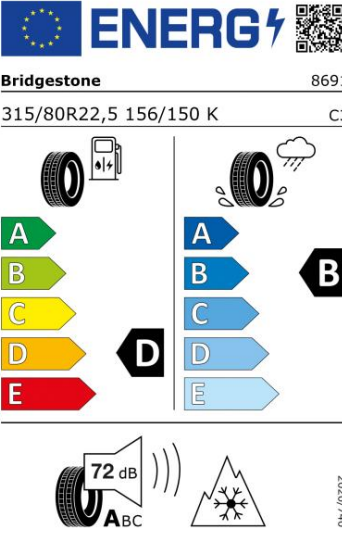
0P0MU



- Tyres for 2nd rear axle Bridgestone 315/80R22.5 M-DRIVE 001 Drive-Road+Offroad TL

0PEB9





ENERGY

Bridgestone 8691

315/80R22,5 156/150 K C3

72 dB

2020/740

Product Information Sheet

Delegated Regulation (EU) 2020/740

Supplier name or trademark	BRIDGESTONE
Commercial name or trade designation	M-DRIVE 001
Tyre type identifier	8691
Tyre size designation	315/80 R22.5
Load-capacity index	156
Load-capacity index (Load index for Dual mounting)	150
Speed category symbol	K
Fuel efficiency class	D
Wet grip class	B
External rolling noise class	A
External rolling noise value	72 dB
Severe snow tyre	Yes
Date of start of production	14/16
Date of end of production	-
Additional information	
Load-capacity index (Single load index for Additional Service Description)	
Load-capacity index (Dual load index for Additional Service Description)	
Speed category symbol (for Additional Service Description)	

- Rim type, 2nd rear axle, steel, single-part 0P0PA
- Rim size, 2nd rear axle, 10-hole, 9.00x22.5 0P0O7
- Spare wheel, in accordance with configuration for front axle tyres 0P0MH

Axes

- 6x4 0P3B9
- Steering ratio, indirect 0P1JY
- Steering oil tank with electrical measuring sensor 0P1JV
- Front axle, 9,200 kg, not driven, straight, steered, not liftable 0P5EX
- Mudguard, front axle 0P1AT
- Rear axle, 13,000 kg, planetary axle with drive shaft, straight, not steered, not liftable 0P4ZM
- Twin tyre on rear axle 0P1HN
- Mudguard, rear axle, plastic half shells in front of rear axle 0P1AO
- 2nd rear axle, 13,000 kg, planetary axle without drive shaft, straight, not steered, not liftable 0P4Y7
- Twin tyre on 2nd rear axle 0P1HW



<input type="checkbox"/>	Mudguard, plastic half shells, behind 2nd rear axle, with transfer tarpaulin over both rear axles	0P1AY
<input type="checkbox"/>	Splash guard mat on mudguard, 2nd rear axle, longer at bottom	0P1Y0
<input type="checkbox"/>	Axle ratio, $i = 4.00$	0P0D2
<input type="checkbox"/>	Differential locks on driven rear axles	0P0D1
<input type="checkbox"/>	Without differential locks, front axles	0P0DL

Axle control system and suspension

<input type="checkbox"/>	Suspension type for front axles and driven rear axles, leaf/leaf (BB)	0P2YB
<input type="checkbox"/>	Leaf-spring suspension on front axle, parabolic, 3-leaf, steel	0P1JE
<input type="checkbox"/>	Leaf-spring suspension on rear axle, parabolic, 5-leaf, steel	0P1J2
<input type="checkbox"/>	Leaf-spring suspension on 2nd rear axle, parabolic, 5-leaf, steel	0P1JL
<input type="checkbox"/>	Spring load-bearing capacity front axle 9,500 kg	0P5C4
<input type="checkbox"/>	Spring load-bearing capacity of rear axle, 13,000 kg	0P5BV
<input type="checkbox"/>	Spring load-bearing capacity of 2nd rear axle, 13,000 kg	0P5C7
<input type="checkbox"/>	Shock absorbers on front axle	0P1M4
<input type="checkbox"/>	Shock absorbers on rear axle	0P1LQ
<input type="checkbox"/>	Shock absorbers on 2nd rear axle	0P1M9
<input type="checkbox"/>	Stabiliser, front axle	0P1LD
<input type="checkbox"/>	Stabiliser, rear axle	0P1LA
<input type="checkbox"/>	Stabiliser, 2nd rear axle	0P1LH
<input type="checkbox"/>	Wishbone	0P6ZR

Cab

Cab and cab exterior

<input type="checkbox"/>	Local transport cab NN	0P2DL
<input type="checkbox"/>	Cab mount, Basic	0P1V8
<input type="checkbox"/>	Cab tilt mechanism, manual	0P1V6
<input type="checkbox"/>	No tilting roof/sliding roof	0P1VY
<input type="checkbox"/>	Bumper, steel, 3 pieces	0P1SG
<input type="checkbox"/>	Front step, integrated, with grab option	0P1VE
<input type="checkbox"/>	Windscreen, composite safety glass, tinted	0P1X0
<input type="checkbox"/>	Sunblind, in front of windscreen	0P1WK
<input type="checkbox"/>	Wiper system for windscreen	0P1WG
<input type="checkbox"/>	Wiper activation, manual	0P1UL



- Step unit, hinged

0P1V0



- Central locking, no remote control
- Vehicle key, 2 units
- No door extension
- Door labelling, according to maximum technically permitted overall vehicle weight
- Door windows, tinted
- Door window, safety glass
- Cab rear wall, no window

0P1WS
0P3JT
0P1WW
0P2DO
0P1WO
0P1WM
0P1VD

Lights and acoustic signals on cab exterior (headlights, horn, ...)

- Front headlights, H7
- Stone protection guard for front headlights, wide and fine mesh
- Daytime driving lights, H7
- Headlight beam regulator, manual
- Driving-light control, manual
- Contour lights, LED, 2 units
- Turn signal lights, sides, bulb
- Horn, two-tone, electrical
- Revolving beacons, LED, yellow (individual LEDs light up in cascades, revolving)
- 2 revolving beacons on cab roof, 1 right and 1 left
- Spotlights, 2 units, cab roof, 1 right and 1 left
- Spotlight, halogen, white
- Switch for spotlight/manoeuvring light

0P1ZN
0PICD
0P2BN
0P2AC
0P1ZF
0P2BS
0P1Z6
0P1W1
0P2BD
0P2B3
0P1YM
0P1YY
0P5U5

Mirrors and mirror replacements

- Exterior rear-view mirror, mechanically adjustable
- Mirror housing, not painted
- Vehicle components, suitable for body width larger than 2,400 mm to 2,600 mm
- Kerb mirror, right, mechanically adjustable
- Front mirror, mechanical adjustment

0P2CC
0P2CP
0P2CT
0P2CH
0P2CJ

Seats

- Seat covers, fabric, standard

0P2PQ



<input type="checkbox"/>	Comfort driver's seat, air-sprung	0P2P2
<input type="checkbox"/>	Co-driver's seat, not sprung, with storage box	0P2O0
<input type="checkbox"/>	Storage space, in seat bracket of co-driver's seat	0P2Q6

Driver's workplace

<input type="checkbox"/>	Multi-function steering wheel, adjustable height and angle	0P2GD
<input type="checkbox"/>	Steering wheel, with parking position	0P2GE
<input type="checkbox"/>	Steering lock	0P3JZ
<input type="checkbox"/>	Instrumentation, Basic km/h	0P3L3
<input type="checkbox"/>	Tachograph Simulation Unit (TSU), instead of tachograph	0P2KY
<input type="checkbox"/>	Tachograph, calibrated	0P2KG
<input type="checkbox"/>	Stowage compartment, open with two USB sockets, 5 V, charging only, to the right of climate control panel	0PGT7
<input type="checkbox"/>	2 pull-out cup holders in instrument panel	0P2FA
<input type="checkbox"/>	Plug-in ashtray, instrument panel in middle section, 1 unit	0P2FO
<input type="checkbox"/>	Cigarette lighter	0P2IH
<input type="checkbox"/>	Single DIN slots, 4 units, roof space, front	0P2FJ

Cab air-conditioning system

<input type="checkbox"/>	Air-conditioning system, manual	0P2NU
--------------------------	---------------------------------	-------

Cab interior

<input type="checkbox"/>	Colour scheme for interior styling, dark	0P2I6
<input type="checkbox"/>	Interior styling analogous to colour scheme	0PGBT
<input type="checkbox"/>	Windscreen roller blind, internal	0P2FE
<input type="checkbox"/>	Interior light, central	0PHA6
<input type="checkbox"/>	Entry lighting	0P2IO
<input type="checkbox"/>	Door interior cladding, washable	0P2IA
<input type="checkbox"/>	Storage, instrument panel in middle section, open	0P2HK
<input type="checkbox"/>	2 storage compartments, cab rear wall, behind driver's and co-driver's side and net on cab rear wall	0PGB8
<input type="checkbox"/>	Grab handle, above door, internal, 2 units, 1 right and 1 left	0P2G2
<input type="checkbox"/>	Entry handles, standard	0PHPK

Accessories and tools

<input type="checkbox"/>	Jack, 12,000 kg	0P3F8
<input type="checkbox"/>	Vehicle toolkit	0P2TX
<input type="checkbox"/>	No warning triangle	0P3FH

Intelligent Truck

Assistance systems

<input type="checkbox"/>	Tempomat (cruise control, CC)	0P1TR
<input type="checkbox"/>	Road speed limiter, adjustable, limiter (engine speed regulation)	0P0C3
<input type="checkbox"/>	Without advanced emergency braking system	0P1U5

Infotainment (radio,...)

<input type="checkbox"/>	MMT infotainment system, Starter Basic	0P2M1
<input type="checkbox"/>	MAN loudspeaker system	0P2MF



- | | | |
|--------------------------|---------------------------------|-------|
| <input type="checkbox"/> | No navigation map | 0P2N2 |
| <input type="checkbox"/> | French additionally for display | 0P2JT |

Bodies/interfaces

Interfaces to semitrailer (e.g. fifth-wheel coupling, brake connection,...)

- | | | |
|--------------------------|---|-------|
| <input type="checkbox"/> | Without trailer brake connection behind cab | 0P1O3 |
| <input type="checkbox"/> | No fifth-wheel coupling | 0P1RJ |

Interfaces to trailer (e.g. trailer coupling, brake connections...)

- | | | |
|--------------------------|--|-------|
| <input type="checkbox"/> | Towing coupling at final cross member, ROCKINGER SK5 | 0P1MZ |
| <input type="checkbox"/> | Towing coupling on final cross member | 0P1SH |
| <input type="checkbox"/> | 2-line trailer brake connection, end of frame, centre, standard coupling | 0P1NZ |
| <input type="checkbox"/> | Trailer socket, frame end, 24 V, 15-pin | 0P1OM |
| <input type="checkbox"/> | Trailer socket for anti-lock brake system (ABS), end of frame | 0P1O4 |

Ex works bodies and interfaces to bodies (e.g. tipper indicator...)

- | | | |
|--------------------------|--|-------|
| <input type="checkbox"/> | Interface for data exch. with body (customer-specific control module) and engine intermediate speed control (ZDR), front area of cab | 0P2NA |
| <input type="checkbox"/> | Interface for vehicle data (FMS) | 0P2J3 |

PTOs

- | | | |
|--------------------------|---|-------|
| <input type="checkbox"/> | PTO, gearbox-dependent, type NH/1c, without flange, f=1.26, position approx. 2:30 o'clock | 0P4QU |
| <input type="checkbox"/> | PTO, gearbox-dependent, continuous operation | 0P4VJ |
| <input type="checkbox"/> | PTO, gearbox-dependent, shiftable | 0P4X9 |
| <input type="checkbox"/> | Without fan wheel for PTO, gearbox-dependent | 0P4VR |
| <input type="checkbox"/> | Function parameters for PTO; gearbox-dependent, driving operation | 0P4WP |
| <input type="checkbox"/> | Sector-specific parameterisation, general | 0P4X0 |

Towing, recovery and lashing

- | | | |
|--------------------------|--|-------|
| <input type="checkbox"/> | Central coupling jaw, integrated in bumper/front cross member, with lock pin | 0P1MK |
|--------------------------|--|-------|

Paintworks

Paintwork, cab, top

- | | | |
|--------------------------|------------------|-------|
| <input type="checkbox"/> | Top coating, cab | 0P6YB |
|--------------------------|------------------|-------|

Paintwork, cab, bottom

- | | | |
|--------------------------|--|-------|
| <input type="checkbox"/> | Textured coating, step units | 0P6X9 |
| <input type="checkbox"/> | Textured coating, mudguard, behind cab | 0P6YG |
| <input type="checkbox"/> | Textured coating, bumper, steel | 0P6YQ |

Paintwork, chassis

- | | | |
|--------------------------|---|-------|
| <input type="checkbox"/> | Top coating, chassis | 0P6YC |
| <input type="checkbox"/> | Top coating, rims, steel, white-aluminium | 0P6YL |



Additional operating equipment

- | | | |
|--------------------------|--|-------|
| <input type="checkbox"/> | Eintrag in KFZ-Brief: Anhängelast 40.000kg bei Zgg. 59.000kg | ZW001 |
|--------------------------|--|-------|

Colour

- | | | | |
|--------------------------|----------------------|-------------------------|---|
| <input type="checkbox"/> | Top coating, chassis | GRAPHITE BLACK RAL 9011 | W |
| <input type="checkbox"/> | Top coating, cab | PURE WHITE RAL 9010 | N |



Technical data: TGS 33.400 6x4 BB CH / L26EAA06

Vehicle type: Vehicle type, platform truck and chassis (LK)
 Cab: Local transport cab NN
 Drive Type: 6x4

Lengths		mm
TD071	Total length	9327.0
TD063	Front vehicle overhang	1607.0
TD057	Wheelbase between front axles	0
TD058	Wheelbase between leading axle and rear axle	0
TD059	Wheelbase between rear axles	1400
TD060	Wheelbase between rear axle and trailing axle	0
TD064	Rear frame overhang	2050.0
TD072	Distance from first front axle to body	465.0
TD067	Distance to kingpin from front axle, nominal position	-
TD074	Slew radius, front	-
TD075	Slew radius, rear	-
TD068	Coupling length	8745.0

Widths		mm
TD008	Width included rearview mirror	2981.0
TD001	Width over cab	2240.0

Frame		mm
TD009	Frame width at front	945.0
TD010	Frame width at the rear	765.0
TD078	Frame profile	270 x 85 x 9,5

Heights		mm
TD033	Maximum external height, unladen	3306.0
TD082	Total transport height, unladen	3306.0
TD034	Maximum external height, laden	3208.0
TD035	Frame height at theoretical rear wheelbase, unladen	1136.0
TD036	Frame height at theoretical rear wheelbase, laden	1056.0
TD045	Raising from driving position, front	0.0
TD046	Lowering from driving position, front	0.0
TD047	Raising from driving position, rear	0.0
TD048	Lowering from driving position, rear	0.0
TD051	Height of fifth-wheel coupling above ground, unladen	-
TD052	Height of fifth-wheel coupling above ground, laden	-

Circle dimensions		m
TD055	Track circle diameter	18.0
TD056	Wall-to-wall turning circle diameter	19.7

Weights/loads		kg
TD026	Chassis weight with cab	Error: 204
TD027	Chassis weight, front	4812
TD028	Chassis weight, rear	4485

TD029	Payload	23703
TD018	Statutorily permissible gross vehicle weight	33000
TD025	Technically permissible gross vehicle weight	33000
TD031	Statutorily permissible gross train weight	44000
TD032	Statutorily permissible trailer load	0

The technical data must be considered as an approximation. Some of the values are given in a simplified form. More detailed notes and descriptions can be found in the respective information in the overview. Contents and specifications have been compiled with the greatest possible care. Nevertheless, we do not assume responsibility for the data and values supplied being correct and up to date. Subject to errors and changes. MAN Truck & Bus AG is liable only in cases of intent, gross negligence or culpable breach of significant contractual obligations.